



# 请承认书

Version No.: V2.0

常州昊翔电子有限公司  
Changzhou HaoXiang Electronic Co., LTD

客户名称

CUSTOMER NAMER : \_\_\_\_\_

产品名称

COMMODITY : \_\_\_\_\_ PIEZO BUZZER

产品型号

MODEL NO : \_\_\_\_\_ TDA-15240E (PBT)

客户料号

PART NO : \_\_\_\_\_

审核

秦皓

主办

唐俐雅 Jul.23,2018

客户承认栏

承认

拒收

常州昊翔电子有限公司

常州声翔电子有限公司

常州公司:

江苏省常州市戚区潞城镇富民路 286 号

TEL:86-519-8363089 13585451311

FAX:86-519-88353844

E-mail: [sales@tda-buzzer.com](mailto:sales@tda-buzzer.com) [sales2@tda-buzzer.com](mailto:sales2@tda-buzzer.com)

南通工厂:

江苏如皋市郭元镇工业园辰翔工业区

TEL:86-513-87910588 871919168

FAX:86-513-87915598

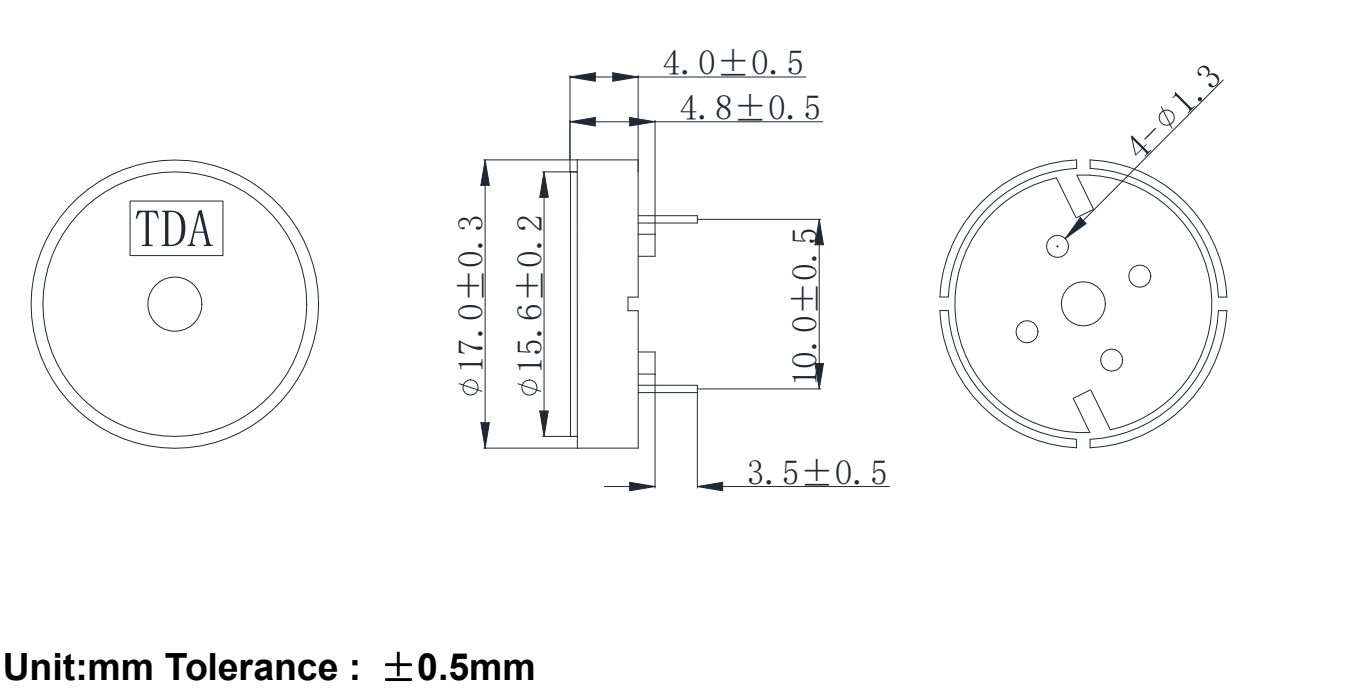
A. SCOPE

This specification applies piezo buzzer, **TDA-15240E (PBT)**

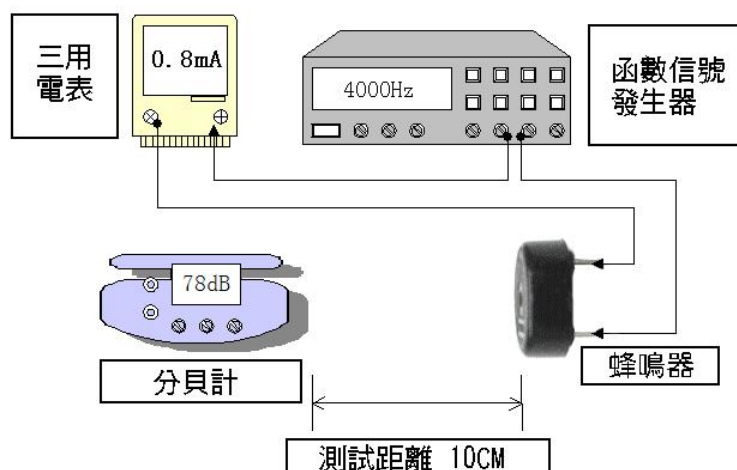
B. SPECIFICATION

No.	Item	Unit	Specification	Condition
1	Oscillation Frequency	Hz	4000	square wave
2	Operating Voltage	Vp-p	30 max	
3	Current Consumption	mA	MAX. 2	at 5Vp-p
4	Sound Pressure Level	dB	MIN. 70	at 10cm 5Vp-p 4000Hz
5	Operating Temperature	℃	-30 ~ +85	
6	Storage Temperature	℃	-40 ~ +85	
7	Dimension	mm	ø17.0xH4.8	See appearance drawing
8	Weight (MAX)	gram	1.5	
9	Housing Material		PBT( Black )	
10	Leading Pin		Tin Plated Brass	See appearance drawing
11	Environmental Protection Regulation		RoHS	

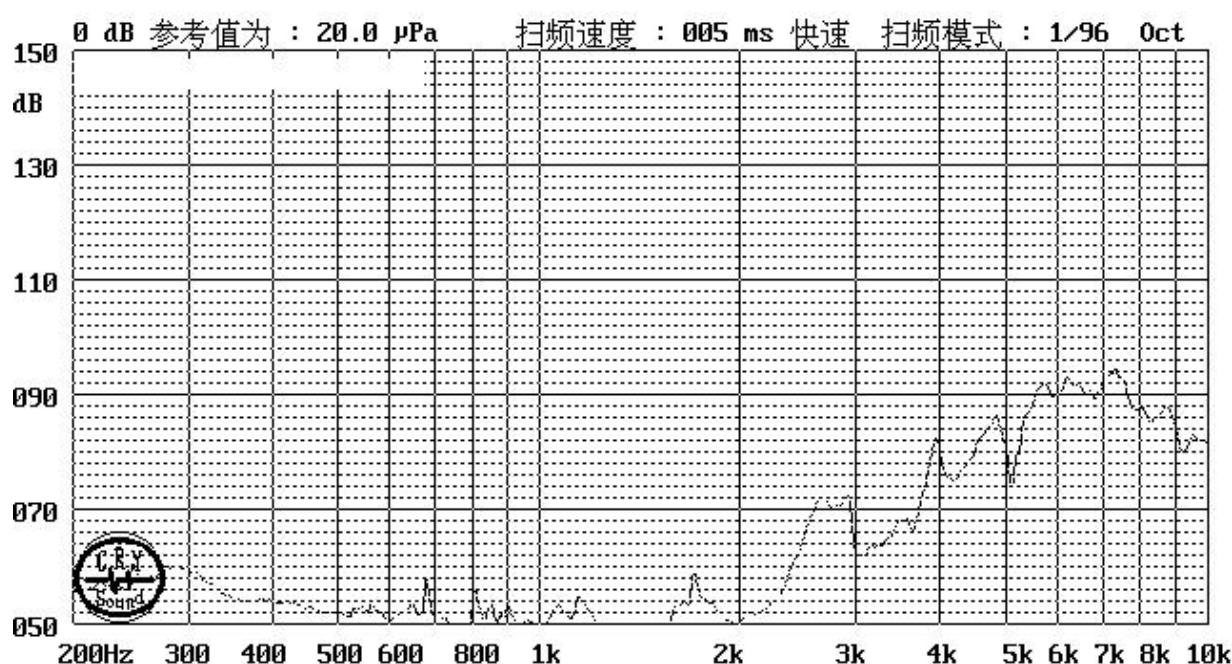
C. APPEARANCE DRAWING



## D. RECOMMEND DIRIVING CIRCUIT



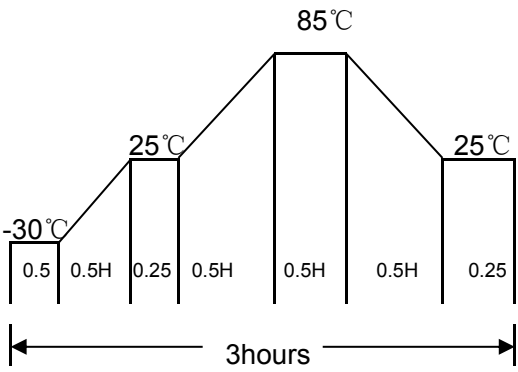
## E.FREQUENCY CURVE



## F. MECHANICAL CHARACTERISTICS

NO	Item	Test Condition	Evaluation standard
1	Solderability	Stripped wires of lead wires are immersed in rosin for 5 seconds and then immersed in solder bath of $270\pm 5^{\circ}\text{C}$ for $3\pm 0.5$ seconds.	90%min stripped wires shall be wet with solder.(except the edge of terminal)
2	Soldering Heat Resistance	Stripped wires are immersed up to 1.5mm from insulation in solder bath of $300\pm 5^{\circ}\text{C}$ for $\pm 0.5$ seconds or $260\pm 5^{\circ}\text{C}$ for $10\pm 1$ seconds.	No interference in operation
3	Terminal Strength Pulling	The force $10\pm 1$ seconds of 9.8N is applied to each terminal in axial direction	No damage and cutting off
4	Vibration	Buzzer shall be measured after being applied vibration of 1.5mm with 10 to 55Hz band of vibration frequency to each of 3 per-pendicular directions for 2 hours.	The value of oscillation frequency and current consumption should be in $\pm 10\%$ compared with initial ones. The SPL should be in $\pm 10\text{dB}$ compared with initial one.

## G. ENVIRONMENT TEST

NO	Item	Test Condition	Evaluation standard
1	High temp. test	After being placed in a chamber at 85°C for 96 hours	Being placed for 4 hours at 25°C, buzzer shall be measured. The value of oscillation frequency and current consumption should be in $\pm 10\%$ compared with initial one. The SPL should be in $\pm 10\text{dB}$ compared with initial one.
2	Low temp. test	After being placed in a chamber at -40°C for 96 hours	
3	Humidity test	After being placed in a chamber at 40°C and 85 $\pm$ 5% relative humidity for 96 hours	
4	Temp. cycle test	<p>The part shall be subjected to 5 cycles. One cycle shall be consist of:</p> 	

## H. RELIABILITY TEST


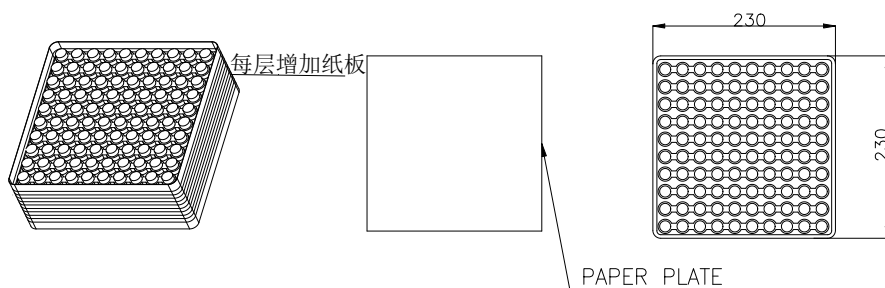
NO	Item	Test condition	Evaluation standard
1	Operating life test	<ol style="list-style-type: none"> <li>Continuous life test 96 hours continuous operation at 60°C with maximum rated voltage applied.</li> <li>Intermittent life test A duty cycle of 1 minute on, 5 minutes off, a minimum of 1000 times at room temp. (25<math>\pm</math>2°C) and maximum rated voltage applied</li> </ol>	Being placed for 4 hours at 25°C, buzzer shall be measured. The value of oscillation frequency and current consumption should be in $\pm 10\%$ compared with initial one. The SPL should be in $\pm 10\text{dB}$ compared with initial one.

### TEST CONDITION

**Standard Test Condition :** a) Temperature : +5 ~ +35°C    b) Humidity : 45-85%    c) Pressure : 860-1060mbar

**Judgment Test Condition:** a) Temperature : +25 $\pm$ 2°C    b) Humidity : 60-70%    c) Pressure : 860-1060mbar

## I. PACKING STANDARD



NOTE:  
100pcs per Layer  
15per bundle  
4 bundle total 6000pcs per box  
SIZE:490\*250\*430

## J. NOTE CAUTIONS

- a. Can not be applied DC bias voltage and a sounding body or pronunciation elements, otherwise its insulation resistance will decrease and the use of performance degradation.
- b. Can not be imposed over pronunciation body or pronunciation components allows the use of voltage range of the voltage on the.
- C. Please pay attention in welding process, don't let soldering flux invasion into the sound chamber , otherwise flux can cause defect conduction.
- d. Use should handle with care, avoiding direct pressure contact, or inadvertently falling down, to prevent the occurrence of fault, or the generation characteristics of abnormal movements.

## K. NOTICE ON PRODUCT STORAGE

- a. Please store the products in room where the temperature / humidity is stable. And avoid such places where there are large temperature changes. Please store the products under the following conditions :

Temperature : -10 to +40 (degree C)

Humidity : 15 to 85% R.H.

- b. Expire date (Shelf life) of the products is 6 months after delivery under the conditions of a sealed and an unopened package. Please use the products within 6 months after delivery.If you store the products for a long time (more than 6months), use carefully because the products may be degraded in the solder-ability and/or rusty. Please confirm solder-ability and characteristics for the products regularly.

- C. Please use the products immediately after the package is opened, because the characteristics may be reduced in quality, and/or be degraded in the solder-ability due to storage under the poor condition.

## L. REVISION

[illegible]